

CALENDAR

MONDAY

- Adobe Photoshop I - PC platform
- Adobe Photoshop II - PC platform
- Figure Drawing
- Illustration with Vector Graphics: Intermediate Illustrator
- Logo Design with Vector Graphics: Beginning Illustrator
- The Face: Features & Expression
- Figure Drawing
- Drawing Essentials for Interior Designers
- The Historic Interior

TUESDAY

- Desktop Publishing: Adobe InDesign I
- Advanced Desktop Publishing: Adobe InDesign II
- JavaScript For Non-Programmers
- Introduction to Graphic Design for Web and Print
- Open Figure Studio
- Think Big with Oil
- Street Photography
- Introduction to Black & White Photography
- Intermediate Black & White Photo Techniques

WEDNESDAY

- Web Design with Adobe Dreamweaver & CSS I
- Web Design with Adobe Dreamweaver & CSS II
- Interactive Design & Animation with Adobe Animate CC I
- Interactive Design & Animation with Adobe Animate CC II
- Learning to See: Drawing for Everyone
- Color and Materials
- Digital Design Communication for Interior Designers I
- Digital Photography I - Basics and Beyond

THURSDAY

- Web Design Fundamentals
- Adobe Muse
- Basic Layout & Typography for Web and Print
- Pen, Ink, and Line
- Residential Design
- Digital Photography II
- Metal Manipulation
- Beyond Torch-Fired Enameling
- The Art of The Ring

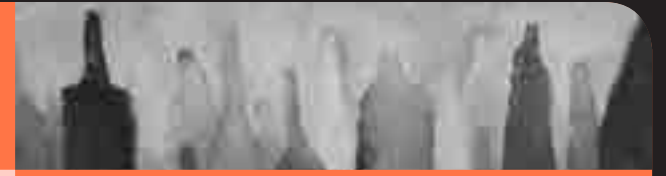
SATURDAY

- Image Composition & Enhancement: Beginning Photoshop (MAC)
- Image Retouching & Restoration: Intermediate Photoshop (MAC)
- Adobe Photoshop Workshop
- Digital Painting with Adobe Photoshop
- Adobe Lightroom
- Illustrating Stories Workshop
- iPhone Photography
- Adobe Premiere Pro
- Adobe Lightroom
- Alla Prima Still Life
- Two Day Illustrating Stories Workshop
- Street Photography Workshop
- Portrait Workshop
- Torch-Fired Enamels Workshop
- Chain Maille Basic and Advanced
- Handknitting Workshop
- Viking Knit Workshop
- Animation Workshop

SUNDAY

- Observational Drawing for High School Students

LEARN ENGAGE GROW



Welcome to summer at DCAD!

Continuing Education at the Delaware College of Art and Design is dedicated to providing opportunities for inspired teens and adults to realize their artist potential in an engaging environment: our professional art and design community.

Fall classes begin Monday, September 11, 2017.

Additional classes are launched throughout the semester to complement your busy summer schedule!

Join us to sharpen skills, enhance your artistic abilities and advance your career through classes in these areas:


All classes and workshops are non-degree, non-credit, part-time courses of study conducted in the evenings and on weekends. If you want to be engaged, encouraged, and have fun while you create, please join us this semester!

No application is required for Continuing Education classes – just register online, via phone, mail, or in person. Visit www.dcad.edu/CE for the complete course catalog and registration information. See you at DCAD this summer!

Mark Tajzler
Director of Continuing Education
302.622.8867 x123
mtajzler@dcad.edu

CONTENTS

- 2 WEB & GRAPHIC DESIGN
- 7 FINE ARTS
- 11 INTERIOR DESIGN
- 12 JEWELRY DESIGN
- 13 PHOTOGRAPHY
- 16 PRE-COLLEGE ART STUDIO WEEK
- 18 REGISTRATION INFO
- 20 DIRECTIONS
- 21 REGISTRATION FORM
- 18 TUITION DISCOUNTS



REGISTER ONLINE

**Web & Graphic Design • Fine Arts / Studio Arts
Interior Design • Jewelry Design • Photography**



WEB & GRAPHIC DESIGN

JASON OLNEY

BFA in Film with a minor in Animation, University of the Arts, Philadelphia. Jason Olney is a freelance designer, illustrator and photo retoucher in Newark, Delaware. Fluent in Mac and PC, Jason also attended DCAD. www.jasonolney.com

CHARLEY PARKER

Studied at the Pennsylvania Academy of the Fine Arts. Charley is a cartoonist, illustrator and web designer. He produces the award-winning online comic Argon Zark! and works for a variety of agencies in web development. www.cparkerdesign.com

JOY SMOKER

BFA in Visual Communications, Pratt Institute; AFA in Graphic Design, Delaware College of Art and Design. Joy is the Art Director for the College of Engineering at the University of Delaware and is also a budding metalsmith. www.joysmoker.com | www.arcusatelier.com

ROB WHITEHEAD

Web Designer and Web Publisher. Rob has extensive experience in photography, pre-press and imaging technology. Rob owned and operated the Colourworks Photo Lab.

WARREN CHASE

BA, Rochester Institute of Technology. Partner and Lead Designer at Digital Eye, LLC. Warren has over 15 years experience creating websites and applications for a variety of clients. www.digitaleye.com.

HERBERT SPARKS

BFA in Sculpture and Illustration, University of Delaware. Herb Sparks currently consults as an interactive designer and developer to many regional companies. He has been doing interactive web work for more than 10 years and has been teaching at DCAD for more than five years

JAVASCRIPT FOR NON-PROGRAMMERS

COURSE ID: WD0067

Instructor: Herbert Sparks

TWELVE SESSION

Tuesday, Sept. 11 – Nov. 28; 6 - 9:15 PM

Tuition: \$490; **Returning Students:** \$441; 4 CEUS

Lab/Materials Fee: \$35

JavaScript is the language for building interactive web pages. The first step in translating a great design from the ground up starts with HTML and CSS. The next leap to take in the learning process is JavaScript. Developing interactive pages using JavaScript is now commonplace and a great skill to have for any web designer. This class will cover the fundamentals of JavaScript and how to make your web pages interactive. Topics will include AJAX, event handling, development tools and JavaScript libraries (pre-written code for easier development). The second half of the class will cover jQuery, one of the most popular libraries used to make programming easier for designers and developers. The course will also cover advanced CSS and HTML5 features that used to be exclusive to JavaScript, but are now common features in modern browsers. All class activities will be hand-coded. Pre-requisite: a full understanding of HTML and CSS.



DIGITAL PAINTING WITH ADOBE PHOTOSHOP

COURSE ID: GD0082

Instructor: Rob Whitehead

ONE SESSION

Saturday, Sept. 14; 10 AM - 4 PM

Tuition: \$100; Returning Students: \$90

Painting with Adobe Photoshop Creative Cloud will begin with one of your own photos that wish to convert to a digital painting. From there you will learn about proper brush selection, color selection & mixing, which details to keep and which to lose in your finished piece; creating a pleasing rendition of your original photograph. Because this workshop is focused on teaching techniques for digital painting in Photoshop, it is highly recommended that you are already familiar with Photoshop before getting started. This workshop will focus on using a landscape image for the class tutorial as opposed to a portrait photo. If you do not have an original landscape image, one will be provided by the instructor.

INTERACTIVE DESIGN & ANIMATION WITH ADOBE ANIMATE CC I

COURSE ID: AN0056

Instructor: Charley Parker

SIX SESSIONS

Wednesday, Sept. 13 – Oct. 18; 6 – 9:15 PM

Tuition: \$300; Returning Students: \$270; 2 CEUS

Lab/Materials Fee: \$35

Learn the fundamentals of HTML5 motion graphics and animation for websites and banner ads, using Adobe Animate CC. Students will learn to use the vector graphics and animation features of Adobe Animate CC to create an HTML5 animated motion graphics presentation, as might be used for the introduction for a website, and add basic interactivity. Students will also create an animated banner ad, with attention to typical requirements for commercial banner ad placement. The course includes an overview of HTML5 animation tools and options for publishing to various platforms, including the iPad and other mobile devices.

INTERACTIVE DESIGN & ANIMATION WITH ADOBE ANIMATE CC II

COURSE ID: AN0057

Instructor: Charley Parker

SIX SESSIONS

Wednesday, Oct. 25 – Dec. 6; 6 – 9:15 PM

Tuition: \$300; Returning Students: \$270; 2 CEUS

Lab/Materials Fee: \$35

Learn more sophisticated HTML5 web animation techniques with Adobe Animate CC, with attention to issues of timing, easing, encapsulating motion ("symbols") and the use of simple scripting to control timeline functions. Students will learn how to provide interactivity for responding to user input within a motion graphic presentation. Animated GIFs and the Google Web Designer banner ad creation tool will also be covered, along with the use of HTML5 animation tools to prepare static webpages, and the incorporation of existing HTML elements into HTML5 animations. The course includes an overview of the current state of HTML5 web animation, and potential future trends, including the increasing importance of design for mobile devices.

**ADVANCED DESKTOP PUBLISHING:
ADOBE INDESIGN II**

COURSE ID: GD0060

Instructor: Jason Olney

SIX SESSIONS

Tuesday, Oct. 24 – Nov. 28; 6 – 9:15 PM

Tuition: \$300; **Returning Students:** \$270; 2 CEUS

Lab/Materials Fee: \$35

Expand your knowledge of this powerful layout and production tool. Students will learn to create complex multi-page documents utilizing master pages and advanced paragraph and character styles (including the new nested styles feature). The use of tables within InDesign will be explored to automate design tasks. InDesign's robust PDF export capabilities, along with its helpful preflight and document packaging functions, will also be explored. *Prerequisite: Adobe InDesign I*

**WEB DESIGN WITH ADOBE
DREAMWEAVER & CSS I**

COURSE ID: WD0064

Instructor: Rob Whitehead

SIX SESSIONS

Wednesday, Sept. 13 – Oct. 18; 6 – 9:15 PM

Tuition: \$300; **Returning Students:** \$270; 2 CEUS

Lab/Materials Fee: \$35

Unleash the power of Dreamweaver, a professional authoring tool for creating and managing web pages. Learn the palettes and inspectors used to construct web documents. Beginning with text formatting and tables, the class will cover the use of frames and the construction of image maps. *Prerequisite: Web Design Fundamentals.*

**WEB DESIGN WITH ADOBE
DREAMWEAVER & CSS II**

COURSE ID: WD0065

Instructor: Rob Whitehead

SIX SESSIONS

Wednesday, Nov. 19 – Dec. 6; 6 – 9:15 PM

Tuition: \$300; **Returning Students:** \$270; 2 CEUS

Lab/Materials Fee: \$35

In this intermediate level class, students will expand their understanding of Dreamweaver by exploring advanced programming capabilities, including behaviors, cascading style sheets, and Dynamic HTML. *Prerequisite: Dreamweaver I.*

WEB DESIGN FUNDAMENTALS

COURSE ID: WD0040

Instructor: Warren Chase

TWELVE SESSIONS

Thursday, Sept. 14 – Dec. 7; 6 PM – 9:15 PM

Tuition: \$490; **Returning Students:** \$441; 4 CEUS

Lab/Materials Fee: \$35

The first course in the Web Design Certificate program is open to Certificate and non-Certificate students and explores the major components of website development, including HTML, Cascading Style Sheets (CSS) and Graphic creation. Students will learn how to format text and control page layout; create compressed graphics and manipulate color schemes; understand hyperlinks and build comprehensive web navigation; develop online forms; understand website directory structure; and apply basic guidelines for search engine optimization. Students will employ their new knowledge to construct a functional website for a final project. *Prerequisite: Photoshop I.*

**BASIC LAYOUT & TYPOGRAPHY
FOR WEB AND PRINT**

COURSE ID: GD0076

Instructor: Joy Smoker

TWELVE SESSIONS

Thursday, Sept. 14 – Dec. 7; 6 – 9:15 PM

Tuition: \$490; **Returning Students:** \$441; 4 CEUS

Lab/Materials Fee: \$35

Learn to communicate effectively using principles of design and typography. Issues of space, texture, color, rhythm and meaning are addressed. Type and visual elements are combined to create effective layouts. Computer typography is introduced. *Mac competency required.*

ADOBE MUSE

COURSE ID: GD0080

Instructor: Rob Whitehead

SIX SESSIONS

Thursday, Oct. 24 – Nov. 28; 6 – 9:15 PM

Tuition: \$300; **Returning Students:** \$270; 2 CEUS

Lab/Materials Fee: \$35

Adobe® Muse™ is part of the Creative Cloud™ software that allows you to create a compelling website without writing any code. Similar to Adobe InDesign (with master pages and layers), the site is developed visually, so users do not need to be concerned about the underlying code. The course will begin with an overview of Muse and then students will quickly begin building a complete website with functional navigation, a Google map, a contact form, an image gallery, and employ some of the new web fonts available from the Adobe Edge Web Fonts.

ADOBE LIGHTROOM

COURSE ID: GD0081

Instructor: Rob Whitehead

ONE SESSION

Saturday, Nov. 18; 10 AM - 4 PM

Tuition: \$100; Returning Students: \$90

Find out how to correctly utilize all the power and tools found within the Adobe Lightroom program. Lightroom was designed by Adobe to help handle a photographer's needs from input to output. Learn the basics of bringing your images into Adobe Lightroom from your camera or disk. From there you will be shown how to add keywords, how to crop, how to convert your photos to black & white, how to enhance & retouch and finally how to output images for the web, a slideshow, book or print. This course has no prerequisites.

ADOBE PREMIERE PRO

COURSE ID: GD0085

Instructor: Rob Whitehead

ONE SESSION

Saturday, Nov. 4 – Dec. 2; 10 AM – 4 PM

Tuition: \$100; Returning Students: \$90

Learn the basics of Adobe Premiere Pro, the industry-leading video editing software, from instructor Rob Whitehead. The one day workshop will give students a sampling of how to edit, manipulate, and export video projects for personal use such as the web or making a DVD video presentation. Topics include working with imported media, timelines, transitions, and special effects; outputting files to various formats and how to work within the Creative Cloud.



DESKTOP PUBLISHING: ADOBE INDESIGN I
COURSE ID: GD0053

Instructor: Jason Olney

SIX SESSIONS

Tuesday, Sept. 12 – Oct. 17; 6 – 9:15 PM

Tuition: \$300; **Returning Students:** \$270; 2 CEUS

Lab/Materials Fee: \$35

InDesign is the latest tool for page layout and electronic pre-press preparation. Because it's an Adobe product, InDesign is designed to work with Photoshop, Illustrator and Acrobat. In this course you will gain basic experience with the software as you work with page layout creation, creating and formatting text, inputting and manipulating images, and gain a basic understanding of color as it relates to printing. are designed to take full advantage of the basic tools within InDesign. *Macintosh knowledge required.*

ADVANCED DESKTOP PUBLISHING: ADOBE INDESIGN II
COURSE ID: GD0053

Instructor: Jason Olney

SIX SESSIONS

Tuesday, Oct. 24 – Nov. 28; 6 – 9:15 PM

Tuition: \$300; **Returning Students:** \$270; 2 CEUS

Lab/Materials Fee: \$35

Expand your knowledge of this powerful layout and production tool. Students will learn to create complex multi-page documents utilizing master pages and advanced paragraph and character styles (including the new nested styles feature). The use of tables within InDesign will be explored to automate design tasks. InDesign's robust PDF export capabilities, along with its helpful preflight and document packaging functions, will also be explored. Prerequisite: Adobe InDesign I.

INTRODUCTION TO GRAPHIC DESIGN FOR WEB AND PRINT

COURSE ID: GD0077

Instructor: Joy Smoker

TWELVE SESSIONS

Tuesday, Sept. 12 – Nov. 28; 6 – 9:15 PM

Tuition: \$490; **Returning Students:** \$441; 4 CEUS

Lab/Materials Fee: \$35

This introduction to current computer graphics technology includes an overview of page-layout, vector-based illustration and pixel-based digital imaging software. Publishing techniques, rough composition skills, concept development and fundamentals of typography are introduced as students learn how such technology is used in real world applications. *Mac OS knowledge required.*

ADOBE PHOTOSHOP WORKSHOP

COURSE ID: GD0064


Instructor: Rob Whitehead

ONE SESSION

Saturday, Sept. 30; 10 AM - 4 PM

Tuition: \$100; **Returning Students:** \$90

Sharpen up your skills or brush up on new features with this weekend workshop. In this five hour lesson you will learn the basics of Photoshop, image manipulation, basic color correction and tips and tricks to enhance your workflow. A half-hour lunch break will be provided; students may bring their lunch or visit a local eatery.



**IMAGE COMPOSITION & ENHANCEMENT:
BEGINNING PHOTOSHOP (MAC)**

COURSE ID: GD0057

Instructor: Jason Olney

SIX SESSIONS

Saturday, Sept. 16 – Oct. 21; 10 AM – 1 PM

Tuition: \$300; **Returning Students:** \$270; 2 CEUS

Lab/Materials Fee: \$35

This course introduces the new user to Photoshop, the most widely-used image processing and manipulation application for the desktop. Students explore this program's powerful painting, color-correction, and retouching tools and investigate the relationship between image capture, resolution and output quality. *Basic computer knowledge required.*

**IMAGE RETOUCHING & RESTORATION:
INTERMEDIATE PHOTOSHOP (MAC)**

COURSE ID: GD0058

Instructor: Jason Olney

SIX SESSIONS

Saturday, Oct. 28 – Dec. 2; 10 AM – 1 PM

Tuition: \$300; **Returning Students:** \$270; 2 CEUS

Lab/Materials Fee: \$35

Build on your basic understanding of Adobe Photoshop. Learn to unleash the power of this program through an exploration of layers, masks, paths and channels. Customize the application by combining multiple images from diverse sources. *Prerequisite: Adobe Photoshop I.*

**ILLUSTRATION WITH VECTOR GRAPHICS:
INTERMEDIATE ILLUSTRATOR**

COURSE ID: GD0042

Instructor: Jason Olney

SIX SESSIONS

Monday, Oct. 23 – Nov. 27; 6 – 9:15 PM

Tuition: \$300; **Returning Students:** \$270; 2 CEUS

Lab/Materials Fee: \$35

Build on your basic understanding of Illustrator in this hands-on course. Explore the advanced capabilities of the software by creating dynamic type effects and using blends for realistic illustrations. Learn to integrate illustrations with Adobe Photoshop and web applications through a variety of problem solving exercises. *Prerequisite: Adobe Illustrator I.*

ADOBE PHOTOSHOP I – PC PLATFORM

COURSE ID: GD0054

Instructor: Rob Whitehead

SIX SESSIONS

Monday, Sept. 11 – Oct. 16; 6 PM – 9:15 PM

Tuition: \$300; **Returning Students:** \$270; 2 CEUS

Lab/Materials Fee: \$35

This course introduces the new user to Photoshop, the most widely-used image processing and manipulation application for the desktop. Students explore this program's powerful painting, color-correction, and retouching tools and investigate the relationship between image capture, resolution and output quality. Basic computer knowledge required.

ADOBE PHOTOSHOP II – PC PLATFORM

COURSE ID: GD0055

Instructor: Rob Whitehead

SIX SESSIONS

Monday, Oct. 23 – Nov 27; 6 PM – 9:15 PM

Tuition: \$300; **Returning Students:** \$270; 2 CEUS

Lab/Materials Fee: \$35

Build on your basic understanding of Adobe Photoshop. Learn to unleash the power of this program through an exploration of layers, masks, paths and channels. Customize the application by combining multiple images from diverse sources. *Prerequisite: Adobe Photoshop I..*

CERTIFICATE INFO

PART TIME, NON-DEGREE PROGRAMS OF STUDY

WEB DESIGN CERTIFICATE

Web Designers focus on the art of creating aesthetically pleasing websites with effective usability. This compact course of study enables students to design the look and feel of an original website or upgrade an existing site, as well as implement the website by embedding images and objects in HTML (HyperText Markup Language) and define the layout in CSS (Cascading Style Sheets). This program is well-suited for creative individuals who wish to advance their careers, build their competencies and enhance their technical and creative skills by adding Web Design to their creative toolbox.

WEB DESIGN CURRICULUM

Semester One

Introduction to Graphic Design for Web and Print
Adobe Photoshop I/II

Semester Two

Web Design Fundamentals
Interactive Design & Animation I/II

Semester Three

Web Design with Adobe Dreamweaver & CSS I/II
JavaScript for Non-Programmers

Semester Four

Portfolio Workshop
Elective I

GRAPHIC DESIGN CERTIFICATE

Graphic Designers are artists, visual communicators and creative problem solvers for their clients. This curriculum enables creative students to communicate messages through print media, including books, posters, newsletters, magazines and packaging, while also providing an introduction to application of basic graphic design principles to the web. This area of study is ideal for individuals who wish to establish their own business, freelance or work within a corporate advertising and design environment.

GRAPHIC DESIGN CURRICULUM

Semester One

Introduction to Graphic Design for Web and Print
Adobe Photoshop I/II

Semester Two

Adobe InDesign I/II
Adobe Illustrator I/II

Semester Three

Basic Layout & Typography for Web and Print
Web Design Fundamentals

Semester Four

Portfolio Workshop
Elective I

WEB & GRAPHIC DESIGN COMBINED CERTIFICATE

For those students who wish to gain the technical and creative skills to excel in both web and print, DCAD now offers a Combined Certificate in Web & Graphic Design. Students will become well-versed in design principles as applied to both traditional print publishing as well as digital communications. Students may further customize advanced study through elective classes.

WEB & GRAPHIC DESIGN COMBINED CERTIFICATE CURRICULUM

Semester One

Introduction to Graphic Design for Web & Print
Basic Layout & Typography for Web & Print
Adobe Photoshop I/II

Semester Two

Web Design Fundamentals
Interactive Design & Animation I/II

Semester Three

Web Design with Adobe Dreamweaver & CSS I/II
Adobe Illustrator I/II

Semester Four

JavaScript for Non-Programmers
Elective I

Elective II

Semester Five

Portfolio Workshop
Paramount Project

ALEXI NATCHEV

MFA, National Academy of Fine Arts, Bulgaria; BFA, National Academy of Fine Arts, Bulgaria. Alexi Natchev is the Area Coordinator of Illustration at DCAD. Born in Sofia, Bulgaria, he works in print making, drawing and children's book illustration. His work has been shown in solo, invitational and international exhibits. Since moving to the U.S. in 1990, Alexi has published more than 15 children's books with major American publishers, including Random House and Simon and Schuster. His work is on display at the National Art Gallery in Sofia, and The Rare Book Collection at the Princeton Library. His latest book is *Urso Brunov and The White Emperor*, a collaboration with acclaimed writer Brian Jacques, world-renowned for *The Red Wall* series. Alexi has taught at Savannah College of Art and Design, the University of the Arts and the Maryland Institute College of Art.

KURT BRUGEL

Kurt Brugel creates strangely honest art. A lifelong resident of Wilmington, Delaware, Kurt was introduced to art at an early age. The Howard Pyle tradition has been the greatest and most continual influence on him. Kurt graduated from the Maryland Institute College of Art with a Fine Arts Degree in 1992. Kurt Brugel is a real guy, making real drawings. His primary focus in technique and medium is a pencil and a piece of paper, completing most works in colored pencils on toned papers.

OLGA NIELSEN

Olga Nielsen is a Portrait Society of America Signature Status member, and a National Sculpture Society Elected member. Olga's work embodies the classical realist style. Her work is informed equally by academic study and traditional methods. She has received several awards, including Exceptional Merit Award at the Portrait Society of America 2015 International competition, and Fine Arts Connoisseur Magazine Award at the National Sculpture Society 82nd Juried Exhibition. Olga holds a BFA from the Moscow Textile Institute and has had additional study at the Moscow School of Fine Arts, The Pennsylvania Academy of Fine Arts.

RAYMOND BROWN

Raymond has had a lifelong involvement in visual art including: teaching, drawing, painting, printmaking, portraiture, storyboarding for animation and live-action production, logo design, and computer graphics imaging. Teaching experience includes instruction of drawing and painting at the Arts Council of Princeton and storyboarding at the Otis College of Art and Design.

JANE TAJZLER

BFA from Tyler School of Art in Painting and Printmaking. Additional study at Plymouth College of Art and Design (United Kingdom), University of the Arts, Pennsylvania Academy of the Fine Arts, Tyler School of Art in Rome.

RICK PHILLIPS

Art Institute, Pittsburgh. Hailing from the Susquehanna Valley in Pennsylvania, Rick Phillips now calls Claymont, Delaware his home. After graduating with honors from the Art Institute of Pittsburgh and studying under renowned artists Henry Koerner and Flavia Zortea, Rick joined the advertising firm of Depersico Design as an illustrator where he worked for more than 10 years. In 1998, he co-founded the graphic design and marketing firm of Phillips Saddler Creative. He is an active member of The Philadelphia Sketch Club and the Delaware Foundation for the Visual Arts. In 2012 Rick founded the Darley Arts Center, a gallery for visual artists and a center for Art Education and workshops. In the city, in the country, or working on a still life, Rick gets to the heart of his subjects with loose and bravura brushstrokes, elegant and evocative color, and a unique sense of mood. Phillips' work is in many private collections, both locally and nationally, and he is represented by Hardcastle Galleries in both Pennsylvania and Delaware. www.rickphillipsartist.com.

HAROLD KALMUS

BFA, Sculpture, Philadelphia College of Art (now the University of the Arts). Harold has taught at Drexel University, the University of the Arts and the Art Institute of Philadelphia, including courses in sculpture, 3D digital illustration and animation. His sculpture work focuses on the figure and has been shown in various exhibits in the region.

ELLEN DURKAN

MFA, Towson University; BFA, Corcoran College of Art + Design; AFA, Delaware College of Art and Design. Ellen is currently working on a body of forged metal wearable pieces. These garments have a performance aspect as they immobilize the female figure, yet the hammered steel framework offers a seductive quality, as it stands alone without a figure inside

TWO DAY ILLUSTRATING STORIES WORKSHOP

COURSE ID: FA0276

Instructor: Kurt Brugel

TWO SESSIONS

Saturday, Nov. 11 – Nov. 18; 10 AM – 4 PM

Tuition: \$85; **Returning Students:** \$76.50;

Lab/Materials Fee: \$10

From Children Book to Comic Book illustrations, Join self-published artist and author Kurt Brugel in this “getting started” workshop. You will be guided through the proper steps it takes to get your book off the ground. You will begin by learning basic storytelling techniques and advance towards laying out the story. In addition to learning how to bring your own story to life, you will also learn how to get your story published and read by others.

LEARNING TO SEE: DRAWING FOR EVERYONE

COURSE ID: FA0001

Instructor: Ellen Durkan

SIX SESSIONS

Wednesday, Oct. 4 – Nov. 8; 6 – 9:15 PM

Tuition: \$230; **Returning Students:** \$207; 2 CEUS

Learn to draw anything in this drawing course, open for beginners to experienced artists. Whether you want to be the next Rembrandt or simply want to get a handle on the mechanics of drawing, this class will focus on understanding the fundamentals. Through the careful study of still life and models, students will learn how to create life-like drawings of the surrounding environment. We will discuss measuring and sighting, as well as basic concepts of design. Along with working from still life and models, there will be historical discussions, casual critiques and demonstrations. The mediums used in this class will be charcoal and pencil.

THE FACE: FEATURES & EXPRESSION

COURSE ID: FA0246

Instructor: Olga Nielsen

SIX SESSIONS

Monday, Oct. 2 – Nov. 6, 2017; 6 PM – 9:15 PM

Tuition: \$250; **Returning Students:** \$225; 2 CEUS

An in-depth study for those who wish to better understand, draw or paint facial features. Through the creation of oversized studies of the eyes, nose, ear and mouth, students will gain greater confidence and skill in rendering both features and expressions. *This class is open to both beginning and advanced students.*

ALLA PRIMA PAINTING TECHNIQUES

COURSE ID: FA0237

Instructor: Raymond Brown

SIX SESSION

Saturday, Oct. 14; Nov. 18; 10 AM – 1 PM

Tuition: \$230; **Returning Students:** \$207; 2 CEUS

Alla Prima means “all-at-once”, completing a painting in one sitting. It is a time honored technique practiced by artists from Rembrandt to Van Gogh and beyond. Participants will begin with a limited color palette, and advance toward a full color range, painting directly, completing one painting per class. Explore this exciting method through still life and self-portraiture. Open to all levels, but some drawing and painting background will enhance the experience.

PEN, INK, AND LINE

COURSE ID: FA0025

Instructor: Alexi Natchev

ONE SESSION

Thursday, Nov. 16; 6 – 9:15 PM

Tuition: \$50; **Returning Students:** \$45

Join Alexi Natchev, Area Coordinator for DCAD’s Illustration program, for a workshop that will introduce students to the versatility and vitality of drawing with pen & ink. The workshop will include basic tools and exercises as well as more advanced techniques to create light, shade, and texture. The workshop will begin with a practice of mark-making, followed by simple drawings of objects from observation, then will conclude with original creations of each student’s choice. This workshop is open to both beginning & advanced students.

**THINK BIG WITH OIL****COURSE ID: FA0064**

Instructor: Rick Phillips

SIX SESSION

Tuesday, Oct. 3; Nov. 14; 6 – 9:15 PM

Tuition: \$230; Returning Students: \$207; 2 CEUS

Learn to simplify your palette and approach oil from a magnified perspective. This six week course will strike the balance between painting from observation and experimentation. Through the manipulation of size you will open your composition up to new and unexpected results. Open to both beginners and advanced students.

FIGURE DRAWING**COURSE ID: FA0070**

Instructor: Ellen Durkan

EIGHT SESSIONS

Monday, Oct. 2 – Nov. 20; 6 – 9:15 PM

Tuition: \$230; Returning Students: \$207; 2 CEUS

Understanding the human figure is a fundamental skill for visual artists. This course will focus on drawing from live models. Tackle complex figurative forms through careful observation and innovative drawing techniques. This in-depth exploration of the human form will stress anatomical structure, proportion, foreshortening, value and line quality. Develop expressive mark-making and strengthen compositional design.



CERTIFICATE INFO

PART TIME, NON-DEGREE PROGRAMS OF STUDY

OPEN FIGURE STUDIO

COURSE ID: FA0136

Instructor: Jane Tajzler

TWELVE SESSIONS

Tuesday, Sept. 12 – Nov. 28; 6 – 9 PM

Tuition: \$10 per session

Join fellow artists in this unstructured studio session which provides the opportunity to draw a figure model in a series of short and long poses.

Payment is per session; artists must bring their own materials.

ART & DESIGN CERTIFICATE

The Art & Design Certificate provides students with the opportunity to build creative and technical skills in order to discover and realize their artistic potential. With required “core” courses in drawing and painting, the student may choose Fine Arts electives or a course from any other area, such as Computer Graphics, Interior Design, Photography, or Jewelry Design. This unique and personalized course of study is available only through the Delaware College of Art and Design and offers aspiring artists the ultimate flexibility in creating a customized art and design curriculum.

SEMESTER ONE

First course in Drawing

First course in Painting

Elective I

SEMESTER THREE

Third course in Drawing

Third course in Painting

Portfolio Workshop

SEMESTER TWO

Second course in Drawing

Second course in Painting

Elective II

The curriculum chart reflects a total of 108 weeks of Continuing Education Art & Design courses. Although courses may meet for fewer than 12 sessions, the curriculum may be completed by taking any combination of 3-, 6-, 8-, 10- or 12-week courses in order to accomplish the full 108 weeks required for certificate completion.

INTERIOR DESIGN

JACKIE STUHLIK

Master of Education, Wilmington University; BS, Human Resources/Interior Design, University of Delaware. Jackie Stuchlik has taught AutoCAD and Commercial Design at DCAD, Architectural Engineering Technology at Delaware Technical and Community College, and is currently an Instructor for the Design curriculum at Concord High School. Jackie has experience in both residential and commercial interior design and architecture; responsibilities have included design scope, budgets, space planning, construction documentation, and design implementation.

JULIE CARGILL

BS, Boston University; Associate Degree in Interior Design, Cape Fear Community College, Wilmington, N.C. Julie is an Interior Designer with Interior Concepts of Wilmington. She coordinates full service residential interior design projects from concept to completion. Her work includes creating space plans, color schemes, fabric/furniture/accessory selections and maintaining client relationships by coordinating installations.

SHEENA SPEARMAN

Sheena has worked for the last 20 years in the realm of architecture, photography, and other fine art. After receiving a B.S. in Architecture from the Ohio State University, she continued academic exploration of architecture & design at the University of Pennsylvania where she attained a Master of Architecture degree.

JASON BIRL

BArch, Temple University. Jason has been practicing architecture for more than 15 years and has been involved in all phases of projects ranging from residences to town planning.

CHERYL UMBLES

Master's Degree in Marketing Widener University; Associate Degree in Interior Design, Delaware College of Art and Design; Associate ASID. Cheryl is a residential and commercial designer who has worked in the field of interior design for over ten years, and has owned and operated her own business since 2010.



RESIDENTIAL DESIGN

COURSE ID: ID0005

Instructor: Sheena Spearman

TWELVE SESSIONS

Thursday, Sept. 14 – Dec. 7; 6 – 9:15 PM

Tuition: \$460; **Returning Students:** \$414; 4 CEUS

Explore the residential interior as a life-space. Identify goals and planning of living spaces to correlate with lifestyles and stages of the human life cycle. Learn to design and illustrate areas for inhabitants based on physical, psychological and social needs. The class follows a studio/lecture format, with students developing projects from initial planning to finished floor plans and presentation strategy. *Prerequisite: Introduction to Interior Design; Lighting Design.*

INTRODUCTION TO INTERIOR DESIGN

COURSE ID: ID0001

Instructor: Julie Cargill

TWELVE SESSIONS

Tuesday, Sept. 12 – Nov. 28; 6 – 9:15 PM

Tuition: \$460; **Returning Students:** \$414; 4 CEUS

A fundamental course in design as it relates to the interior environment, surveying both the elements and principles of design. Students explore interior design as a profession, examine space planning and finishes and develop basic drafting skills. *This class is the prerequisite for all subsequent design courses in DCAD's Interior Design Certificate Program.*

THE HISTORIC INTERIOR

COURSE ID: ID0059

Instructor: Sheena Spearman

TWELVE SESSIONS

Monday, Sept. 11 – Nov. 27; 6 – 9:15 PM

Tuition: \$460; **Returning Students:** \$414; 4 CEUS

Survey the design and function of architectural and interior styles in their unique historical context. Beginning with primitive cultures, the course will track the development of design philosophies through Egypt, Greece, Rome, and Asia. Emphasis will be placed on Western European and American styles, examining the influence of cultural and sociological factors. The class will follow a lecture/discussion format, training students to recognize historic styles and discuss current and future trends. *Prerequisite: Introduction to Interior Design (may be taken concurrently).*

COLOR AND MATERIALS

COURSE ID: ID0044

Instructor: Cheryl Umbles

TWELVE SESSIONS

Wednesday, Sept. 13 – Dec. 6; 6 – 9:15 PM

Tuition: \$460; **Returning Students:** \$414; 4 CEUS

This is an introduction to materials used as a means of expression by the interior designer. The course examines functional and aesthetic properties of specific interior finishes available to the designer. *Prerequisite: Introduction to Interior Design.*

DIGITAL DESIGN COMMUNICATION FOR INTERIOR DESIGNERS I

COURSE ID: ID0004

Instructor: Jason Birl

TWELVE SESSIONS

Wednesday, Sept. 13 – Dec. 6; 6 – 9:15 PM

Tuition: \$460; **Returning Students:** \$414; 4 CEUS

Lab/Materials Fee: \$35

Interior Design students will learn to communicate design ideas using a variety of digital tools, including AutoCAD and Google Sketchup. Students will learn to develop a project from initial sketches to finished two and/or three dimensional models. Students will learn through demonstrations, hands on work, and discussion. Students should bring a portable USB flash drive (min. 64mb) and a blank CD to save drawings. *Familiarity with Windows Operating System and basic drafting skills are required.*



CERTIFICATE INFO

PART TIME, NON-DEGREE PROGRAMS OF STUDY

INTERIOR DESIGN

DRAWING ESSENTIALS FOR INTERIOR DESIGNERS

COURSE ID: ID0058

Instructor: Julie Cargill

TWELVE SESSIONS

Monday, Sept. 11 – Nov. 27; 6 – 9:15 PM

Tuition: \$460; Returning Students: \$414; 4 CEUS

This twelve-session course introduces students to drawing skills needed for visual communication by interior designers. Developed for students with no prior drawing experience, the course will focus on freehand sketching. The course will build skills by progressing through the basics of drawing from direct observation; analysis of geometry; 1- and 2-point perspective; creation of floor plans; and will conclude with a final project which will involve the analysis and drawing of a space which encompasses the floor plan, cross-section, elevation, and color rendering of the interior and furnishings.

INTERIOR DESIGN CERTIFICATE CURRICULUM

The Interior Design Certificate program familiarizes students with cutting-edge digital drafting software while providing a solid background in the history of interior design, architectural drawing, color, lighting, furniture and business practices. The compact program provides comprehensive instruction and prepares students to compete for jobs in a variety of fields: interior design, architectural design, drafting, interior retailing and interior decorating. Possible candidates for this program are working professionals seeking a career change, individuals interested in starting a home-based business, creative young people looking for a way to enter the business, and recent college graduates seeking to expand their skill set.

SEMESTER ONE

Introduction to Interior Design
History of Furniture &
Decorative Arts OR
The Historic Interior

SEMESTER TWO

Lighting Design
Digital Design Communication
for Interior Design I

SEMESTER THREE

Color and Materials
Basic Drawing, Rendering &
Space Planning OR
Drawing Essentials

SEMESTER FOUR

Digital Design for
Interior Design II
Commercial Design OR
Residential Design
Interior Design
Portfolio Workshop

POSSIBLE ELECTIVES:

Faux Finishes &
Experimental Painting
The Modern Interior
Interior Design
Business Principles

REGISTER ONLINE AT WWW.DCAD.EDU/CE 15

JEWELRY DESIGN

PAT ROSENBERGER

Pat Rosenberger has been an exhibiting artist for more than 20 years. Her imagination for her jewelry is sparked by her experiences; using silversmithing techniques Pat currently works in silver, copper and brass. She has taught adult classes at various institutions including the Stifel Fine Arts Center, The Steubenville Center for Arts and Jefferson Community College.

PATRICIA WHITMAN

About six years ago, Patricia discovered and fell in love with the techniques and weaves of the ancient art of chain maille. She enjoys exploring new ways to make chain maille jewelry as well as hand-knotting classic pearls. Patricia has been teaching workshops at DCAD for several years and sells her jewelry at fine crafts shows.

BEYOND TORCH-FIRED ENAMELING

COURSE ID: JD0041

Instructor: Pat Rosenberger

ONE SESSION

Thursday, Oct. 19; 6 – 9:15 PM

Tuition: \$45; Returning Students: \$40.50

Lab/Materials Fee: \$20

This class will build upon the basics learned in Torch-Fired Enameling. Students will learn counter enameling and create a multi-color item while adding sgraffito. The final addition is painting with acrylic enamel.

CHAIN MAILLE BASIC AND ADVANCED

COURSE ID: JD0019

Instructor: Patricia Whitman

TWO SESSION

Saturday, Oct. 21; 10 AM – 1 PM

Tuition: \$45; Returning Students: \$40.50

Lab/Materials Fee: \$25

This workshop is for both beginner and advanced students. Beginners will learn the basics of chainmaille, including the byzantine and box weaves and the advanced students will learn a more difficult weave, such as Japanese 12-in-2 or dragonscale. The only tools needed to do chain maille are a pair of smooth-faced chain nose pliers, which will be available for use during class. (preference).

METAL MANIPULATION

COURSE ID: JD0028

Instructor: Pat Rosenberger

ONE SESSION

Thursday, Sept. 14; 6 – 9:15 PM

Tuition: \$45; Returning Students: \$40.50

Lab/Materials Fee: \$15

Working with a variety of metals, students will learn to saw, dome, channel and use a disc cutter. Pieces will be embellished with texturing and heat. Students will have time to complete several pieces. *Pieces made in this class may be brought to the Simple Silver Soldering Workshop for further enhancement.*

THE ART OF THE RING

COURSE ID: JD0042

Instructor: Pat Rosenberger

TWO SESSION

Thursday, Nov. 2 – Nov. 9; 6 – 9:15 PM

Tuition: \$45; Returning Students: \$40.50

Lab/Materials Fee: \$25

During this two-session workshop students will learn the basics of silver soldering using a plumber's torch, available at the hardware store. The class will explore creating and setting bezels, as well as the process of attaching them to a ring. Raw materials are provided, including cabochons and silver or copper (depending on student preference).

VIKING KNIT WORKSHOP

COURSE ID: JD0027

Instructor: Patricia Whitman

TWO SESSION

Saturday, Nov. 18; 10 AM – 1 PM

Tuition: \$45; Returning Students: \$40.50

Lab/Materials Fee: \$25

In this workshop you will learn to do Viking Knit and begin to create a bracelet using this weave. Viking Knit uses a fine gauge wire to create a beautiful, tightly woven and durable metal cording that will then be used to make a bracelet. All supplies to create the bracelet, including instructions, are included in the kit. The only tools that are needed are ordinary household pliers.



HANDKNOTTING WORKSHOP

COURSE ID: JD0022

Instructor: Patricia Whitman

ONE SESSION

Saturday, Sept 30; 10 AM – 1 PM

Tuition: \$45; Returning Students: \$40.50

Lab/Materials Fee: \$30

In this three hour workshop you will learn several ways to hand-knot beads and pearls and attach clasps. Hand-knotting is a very traditional, classic, and elegant method to create jewelry. The secret to knotting is easily learned, and mastered with practice. Students will begin a necklace which can be completed at home, if not in class. No experience is necessary, but nimble hands and fingers and good eyesight are.

TORCH-FIRED ENAMELS WORKSHOP

COURSE ID: JD0037

Instructor: Pat Rosenberger

ONE SESSION

Saturday, Sept 23; 10 AM – 1 PM

Tuition: \$45; Returning Students: \$40.50

Lab/Materials Fee: \$15

This hands-on workshop will introduce students to a rainbow of colors and an amazing technique by using copper, enameling powders, and a plumber's torch. Enjoy the endless possibilities of color and personalized design with this easy and versatile process which can be used to create pendants or earrings and may be incorporated in to other works of art. *Students may bring pieces created in the Metal Manipulation Workshop for further enhancement.*

PHOTOGRAPHY

KATHLEEN BUCKALEW

MFA, George Washington University; BA, University of Delaware. Photographer Kathleen Buckalew began her work as a photographer for the Design & Exhibition Department of the National Gallery of Art. She has won numerous awards for her work, including a fellowship from the Delaware Division of the Arts; a resident fellowship at the Virginia Center for the Creative Arts and was named the McKinstry Scholar by the Delaware Heritage Commission in 2005 for her continuing work on her project of documenting farmers in Delaware. Kathleen has exhibited her work across the U.S. In 2011, Ms. Buckalew was one of the artists included in the book, *100 Artists of the Brandywine Valley*. She is a member of the Diamond State Branch of the National League of American Pen Women, the Delaware Press Association, Delaware Center for the Contemporary Arts, the Center for the Creative Arts, and is an active member of a group she co-founded, called the Brandywine Photo Collective.

DAVE NORBUT

AFA, Delaware College of Art and Design. David Norbut is a portrait and music photographer with an intense passion for shooting street and documentary work. His photographs have been published in *The Guardian*, *The New York Times*, *Huffington Post* and have been exhibited in several galleries around the globe. David is drawn to capturing the raw beauty of the people he meets and the environments surrounding us. He is based in Wilmington, Delaware. www.davidnorbut.com



PORTRAIT WORKSHOP

COURSE ID: PH0050

Instructor: Dave Norbut

TWO SESSIONS

Saturday, Dec. 2 - Dec. 9; 10 AM – 4 PM

Tuition: \$175; **Returning Students:** \$157;

Learn the skills to take your portrait work to the next level. We will be focusing on lighting, composition and connecting with your subject. Digital Camera with manual settings required. At least one prime lens is recommended.

IPHONE PHOTOGRAPHY

COURSE ID: PH0055

Instructor: Kathy Buckalew

ONE SESSION

Saturday Oct. 14; 10 AM – 4 PM

Tuition: \$85; **Returning Students:** \$76.50;

To quote Pulitzer Prize winner photojournalist Barry Staver, the best camera "...is the one you have with you." Take advantage of your iPhone's capabilities and be inspired: through discussion, examples, critiques, demonstrations, and photo shoots, students will explore light, composition, color, contrast, cropping, and resizing. Students must have their own iPhone or Android phone, and account in order to purchase a few apps (between .99 and \$5.00).

STREET PHOTOGRAPHY WORKSHOP

COURSE ID: PH0039

Instructor: Dave Norbut

ONE SESSION

Saturday, Nov. 11; 10 AM – 4 PM

Tuition: \$85; **Returning Students:** \$76; 2 CEUS

This class will concentrate on photographing the human condition within public places. Learn tips to shoot street portraits, candid scenes and cityscapes. The workshop will cover everything from light & composition to meeting & photographing people you encounter in the world. Digital with manual settings required. At least one prime lens is recommended. (necessary).

INTRODUCTION TO BLACK & WHITE PHOTOGRAPHY

COURSE ID: PH0037

Instructor: Dave Norbut

SIX SESSIONS

Tuesday, Sept. 12 – Oct. 17; 6 – 9:15 PM

Tuition: \$250; **Returning Students:** \$225; 2 CEUS

Lab/Materials Fee: \$35

Learn the fundamentals of black and white photography in a state-of-the-art laboratory setting. Detailed instruction will cover the operation of the 35mm camera. Students will learn to expose and develop film and contact prints. This class will cover enlarging and finishing, as well as procedures for manipulating the image. Group and individual critiques focus on issues of composition and design. *Students must bring a 35mm camera with manual controls; no experience required.*

INTERMEDIATE BLACK & WHITE PHOTO TECHNIQUES

COURSE ID: PH0057

Instructor: Dave Norbut

SIX SESSIONS

Tuesday, Oct. 24 – Nov. 28; 6 – 9:15 PM

Tuition: \$250; **Returning Students:** \$225; 2 CEUS

Lab/Materials Fee: \$35

Students will build on their knowledge of black & white photography through an advanced class and additional assignments to continue to explore the beauty of black & white. *Students must bring their own 35mm camera with manual controls.*

DIGITAL PHOTOGRAPHY I – BASICS AND BEYOND

COURSE ID: PH0017

Instructor: Kathy Buckalew

TWELVE SESSIONS

Wednesday, Sept. 13 – Dec. 6; 6 – 9:15 PM

Tuition: \$490; **Returning Students:** \$441; 4 CEUS

Lab/Materials Fee: \$35

This course is designed for the novice and begins with basic photographic principles in a digital platform. Students will learn to make critical decisions in image making from visualization to print. Basic digital camera functions will be covered including exposure aperture, shutter speed, ISO, metering, image capture and file types. Students will transfer images to a high-end digital work station where basic editing, retouching, color management and printing will be covered using the latest version of Adobe Photoshop. Critical discussion of both print and screen images will occur weekly to enhance the student's understanding of subject matter, composition and other aesthetic considerations. *At least two class periods will be reserved for photo field trips so that students can practice what is covered with the instructor's supervision.*

DIGITAL PHOTOGRAPHY II

COURSE ID: PH0018

Instructor: Kathy Buckalew

TWELVE SESSIONS

Thursday, Sept. 14 – Dec. 7; 6 – 9:15 PM

Tuition: \$490; **Returning Students:** \$441; 4 CEUS

Lab/Materials Fee: \$35

Digital Photography II will focus on the creative application of the fundamental principles of photography learned in Digital Photography I. Each week we will shoot on location at various local destinations, and have class critiques to further develop our understanding of the technical and creative possibilities of photography. We will continue to refine our understanding of Adobe Bridge and Adobe Photoshop in an effort to streamline our personal digital workflow and photo editing. Each student will need to provide a DSLR camera for this course, and their own transportation to designated shoot locations.



CERTIFICATE INFO

PART TIME, NON-DEGREE PROGRAMS OF STUDY

PHOTOGRAPHY CERTIFICATE

This program is designed for beginning photographers, artists, designers or anyone who would like to take their photographic vision and current knowledge to another level. If you are interested in changing careers or personal growth, these classes will provide a course of study that will take you through the fundamentals, as well as intermediate and advanced levels of black and white and digital photography. Aesthetics, process and individual creative vision will be emphasized to help students find their own unique style. Students acquire the technical skills to shoot, manipulate and print photographs with film and digital technology in courses that emphasize camera techniques, lighting methods and use of computer software for modifying and printing digital files. In addition, students will begin to build a body of work and a professional portfolio.

SEMESTER ONE

Digital Photography I
Adobe Photoshop I/II

SEMESTER TWO

Black & White
Photographic Techniques
History of Photography or
Documentary Photography
Photography Elective One

SEMESTER THREE

Digital Photography II
Photographic Lighting

SEMESTER FOUR

Photography Elective Two
Portfolio Workshop

YOUNG ARTISTS

ANIMATION WORKSHOP

COURSE ID: YA0101

Instructor: Tad Sare

ONE SESSION

Saturday, Nov. 4; 10 AM – 2:30 PM

Tuition: \$75; Returning Students: \$67

Interested in Animation? Want to experience a class at art school? If you answered yes to either of these questions then this animation workshop is for you! Join animation Area Coordinator Tad Sare for this one day workshop where students will animate amongst peers. Using equipment in DCAD's animation lab, students will be introduced to basic animation techniques and will complete a collaborative paper cutout stop motion sequence which will be viewed at the end of the session. Students should bring their own lunch to class; there will be a half an hour lunch. Please note, space is limited for this event.

OBSERVATIONAL DRAWING FOR HIGH SCHOOL STUDENTS

COURSE ID: YA0098

Instructor: Ellen Durkan

ONE SESSION

Sunday, Oct. 22 - Nov. 19; 10 AM – 2:30 PM

Tuition: \$75; Returning Students: \$67

This fast-paced class will offer students drawing tools and techniques necessary to develop observational drawing skills. Through individualized instruction, demonstration, critiques and hands-on practice, students will develop individual style through a variety of in-class and homework assignments. Seating is extremely limited; students will be enrolled on a first-come, first-served basis.



REGISTRATION

TUITION AND FEES

Tuition and lab fees (if applicable) are indicated as part of the course description. A non-refundable registration fee of \$25 is required each semester. Tuition and fees must be paid in full prior to the registration deadline. A fee of \$25 will be charged for returned checks and/or declined credit card charges. Students enrolling in an open studio class are not required to pay a registration fee and receive no grades or continuing education units.

NON-CREDIT COURSES & TUITION

Students who enroll in a Non-Credit Continuing Education course may request a Pass/Fail grade upon course completion. Students receive continuing education units (CEUS) upon successful completion of a class. CEUs are nationally-recognized units earned by participation in qualified Continuing Education Programs which document non-credit work completed. One CEU is awarded for every 10 hours of class participation. CEUs are not equivalent to college credits and no letter grade or official transcript is provided for non-credit coursework.

CERTIFICATE FEE

All students who enroll in a Delaware College of Art and Design Certificate Program are required to pay a one-time \$75 certificate fee no later than their second semester of coursework.

REGISTRATION

YOU MAY REGISTER:

Online at www.dcad.edu

Via phone 302.622.8867 x123

Via fax 302.622.8870

Via mail or in person at the Delaware College of Art and Design, Office of Continuing Education, 600 N. Market Street, Wilmington, DE 19801-3007 (10 AM – 5 PM, Tuesday – Thursday or by appointment).

Tuition and fees may be paid by Visa, MasterCard, Discover Card, check made out to Delaware College of Art and Design or money order. (To register by mail or fax, please complete the enclosed registration form and send it with complete payment information to the above-stated address or fax number).

ADVISEMENT

Prospective students who are seeking assistance in course selection are encouraged to contact the Office of Continuing Education at 302.622.8867 x123. Appointments to visit DCAD are welcome.

ATTENDANCE

Because the number of class sessions varies, the individual instructor determines the number of acceptable absences (if any) and has the final word on these matters.

TUITION ASSISTANCE

Students who live and/or work in Delaware may be eligible for tuition assistance through the State of Delaware Department of Education. Visit www.doe.k12.de.us and click “Students”, “Higher Education”, “Financial Aid” and then “Governor’s Education Grant for Working Adults.”

TUITION DISCOUNTS

A 10% discount on tuition only is available for: returning DCAD CE Students; DCAD AFA Alumni; High School Educators; students older than 60 years in age; and groups/corporations (five or more students). One discount per registration only. Discounts must be taken at the time of registration. Verification of eligibility for discounts will be required. Tuition discounts do not apply to lab fees, material fees or registration fees.

IRS EDUCATION CREDIT

If eligible, the Internal Revenue Service (IRS) allows students to apply for educational credits. The Lifetime Learning Credit is a tax credit which may be available to help offset the cost of higher education by reducing the amount of your income tax. For more information regarding education credit, eligibility, and instructions, please see IRS Publication 970, Tax Benefits for Education.

COURSE CANCELLATIONS AND CHANGES

The Delaware College of Art and Design reserves the right to cancel, close or reschedule any course due to insufficient enrollment or to change the instructor. In such a case, the student is entitled to a full refund of tuition and fees. Students will be notified of cancellations or changes as soon as possible and given the option of enrolling in a different class or receiving a full refund. Refunds will be processed within two weeks of the cancellation or change.

WITHDRAWALS AND REFUNDS

Withdrawal from a Non-Credit course must be done in writing to the Director of Continuing Education. You may do so by email, fax or in person at the Delaware College of Art and Design. Lack of attendance, lack of course completion and/or notification to an instructor does not constitute withdrawal from a class. No registration fees will be refunded in the event of withdrawal.

REFUND FOR SIX OR MORE CLASS SESSIONS

If written notice is received – Before the first class meeting: 100% refund of tuition. Before the second class meeting: 75% refund of tuition.

REFUND FOR ONE TO FIVE CLASS SESSIONS

If written notice is received – Before the first class meeting: 100% refund of tuition. Students will not be eligible for a tuition refund if they withdraw from a course after the first class meeting.

Registration requires acceptance of DCAD's Cancellation, Withdrawal, and Refund Policy.

SPECIAL NOTICES

The Delaware College of Art and Design is committed to a policy of equal opportunity for all educational activities, admissions, scholarship and loan programs, and employment. Discrimination on the basis of race, color, national origin, religion, sex, sexual orientation, gender identity or expression, age, physical disability, marital status, veteran status, or other protected status is prohibited at the Delaware College of Art and Design. Acts of discrimination that limit or deny access to the educational process and that create a hostile environment are not consistent with the philosophy or mission of Delaware College of Art and Design.

The facilities of the Delaware College of art and Design are accessible to those students with special needs.

FOR ADDITIONAL POLICIES AND REPORTS

CE Policies and Resources
www.dcad.edu/site/continuing_education

FAQs Institutional Policies
www.dcad.edu/uploads/media/documents/CE/DCAD_Institutional_Policies_Overview.pdf

Consumer Information
www.dcad.edu/site/about_DCAD/overview/consumer_info

ABOUT THIS PUBLICATION

The DCAD faculty and administration reserve the right to alter policies pertaining to programs, courses, fees, curricular and credit structure and other notices in this publication from time to time as deemed necessary for the proper functioning of the College. This catalog does not constitute a contract with students or prospective students.

DCAD MISSION

The Delaware College of Art and Design's mission is to educate talented and dedicated students to become art makers, idea generators, problem solvers and visual communicators who can redefine the way we perceive and experience the world around us. It also serves as a visible stakeholder, cultural anchor and catalyst for the revitalization of Wilmington.

DIRECTIONS

The Delaware College of Art and Design is located in the heart of Wilmington's downtown historic district, a few blocks from Rodney Square, the Grand Opera House, the Christina Cultural Arts Center and Delaware History Museum, as well as many other attractions.

DCAD is located at 600 North Market Street and is easily accessible by multiple DART bus routes.

PARKING

Street parking is available on the surrounding streets at no charge after 6 PM. Parking is free at all metered spaces on weekends.

DIRECTIONS

From points North: Take I-95 South to the second Delaware Avenue/Route 52 exit (Exit 7A). After exit ramp, go straight through light (placing you on 11th Street) to second light (junction of 11th Street and Delaware Avenue). Continue straight, following 11th Street, through six lights to King Street. Turn right onto King Street. Continue to Fourth Street and turn right. Take first right onto Market Street. DCAD is located at 600 North Market Street on the corner of Sixth and Market streets.

From points South: Take I-95 North to Delaware Avenue exit (Exit 7). Continue up ramp to Delaware Avenue (last light) and turn right. Bear left at fork, following signs for 11th Street. Continue through six lights to King Street. Turn right onto King Street. Continue to Fourth Street and turn right. Take first right onto Market Street. DCAD is located at 600 North Market Street on the corner of Sixth and Market streets.



REGISTRATION FORM

Register Online: www.dcad.edu/ce
Via Phone: 302.622.8867 x123
In Person: 600 North Market Street
Via Mail: 600 North Market Street, Wilmington DE 19801

NAME _____

ADDRESS _____

CITY _____ STATE _____ ZIP _____

HOME PHONE _____ DAYTIME PHONE _____

EMAIL _____ FAX _____

EMPLOYER _____ OCCUPATION _____

COURSE TITLE/SECTION _____ TUITION _____ LAB FEE _____ TOTAL _____

_____ \$ _____ \$ _____ \$ _____

_____ \$ _____ \$ _____ \$ _____

_____ \$ _____ \$ _____ \$ _____

REGISTRATION FEE: _____ \$25 _____

CERTIFICATE FEE: ART & DESIGN GRAPHIC DESIGN INTERIOR DESIGN PHOTOGRAPHY WEB DESIGN WEB & GRAPHIC DESIGN COMBINED _____ \$75 _____

TOTAL AMOUNT ENCLOSED: _____ \$ _____

PAYMENT (CHOOSE ONE OF TWO OPTIONS)

ENCLOSED IS A CHECK/MONEY ORDER PAYABLE TO THE DELAWARE COLLEGE OF ART AND DESIGN

PLEASE CHARGE MY CREDIT CARD: VISA MASTERCARD DISCOVER

ACCOUNT NUMBER _____ EXPIRATION DATE _____

CARDHOLDER'S NAME _____ SIGNATURE _____

I HEARD ABOUT YOUR PROGRAM THROUGH: A FRIEND BILLBOARD INTERNET WORD OF MOUTH BROCHURE RADIO ADVERTISEMENT OTHER

I HAVE READ AND UNDERSTAND THE CANCELLATION POLICY SIGNATURE _____ DATE _____